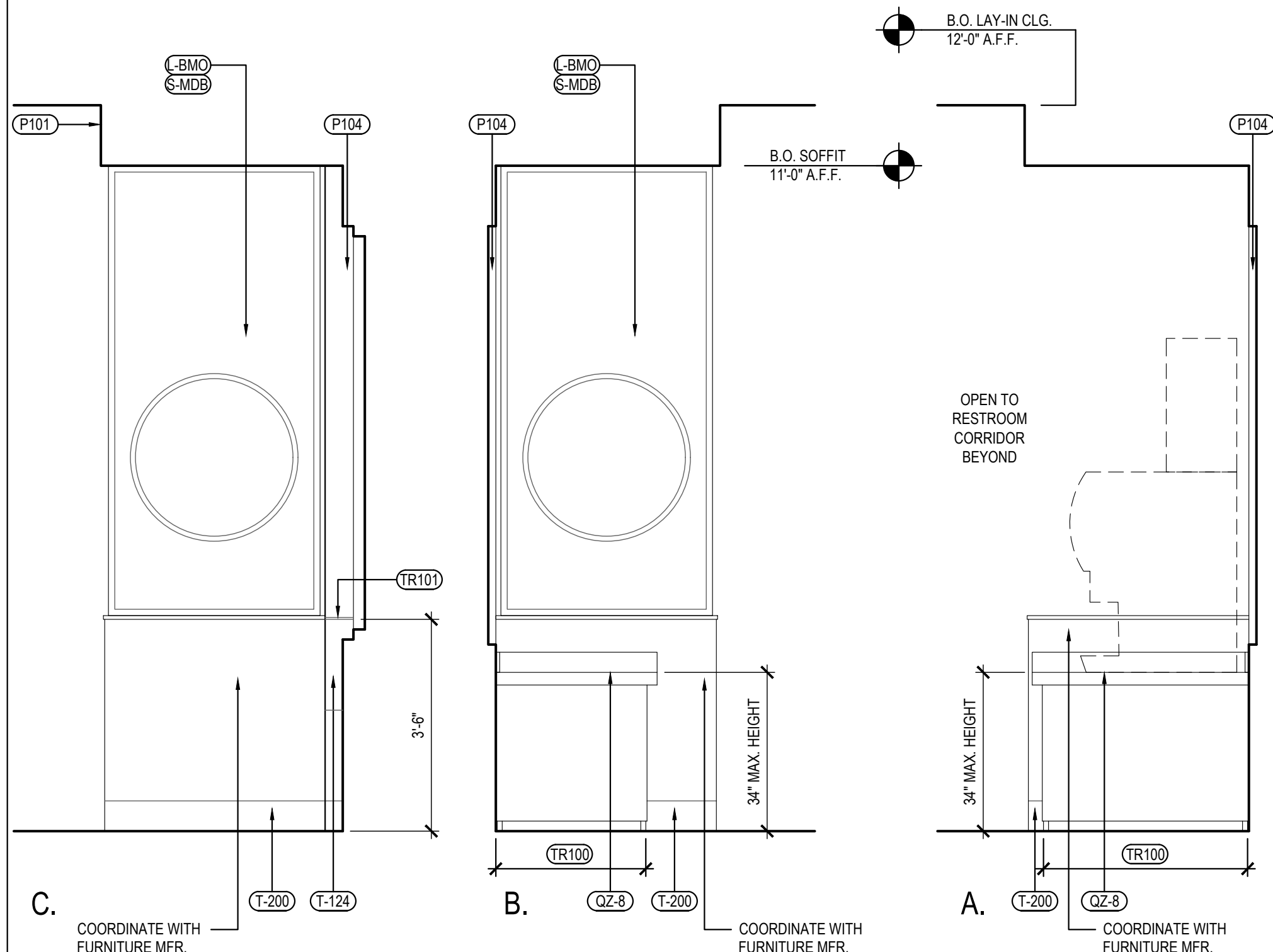


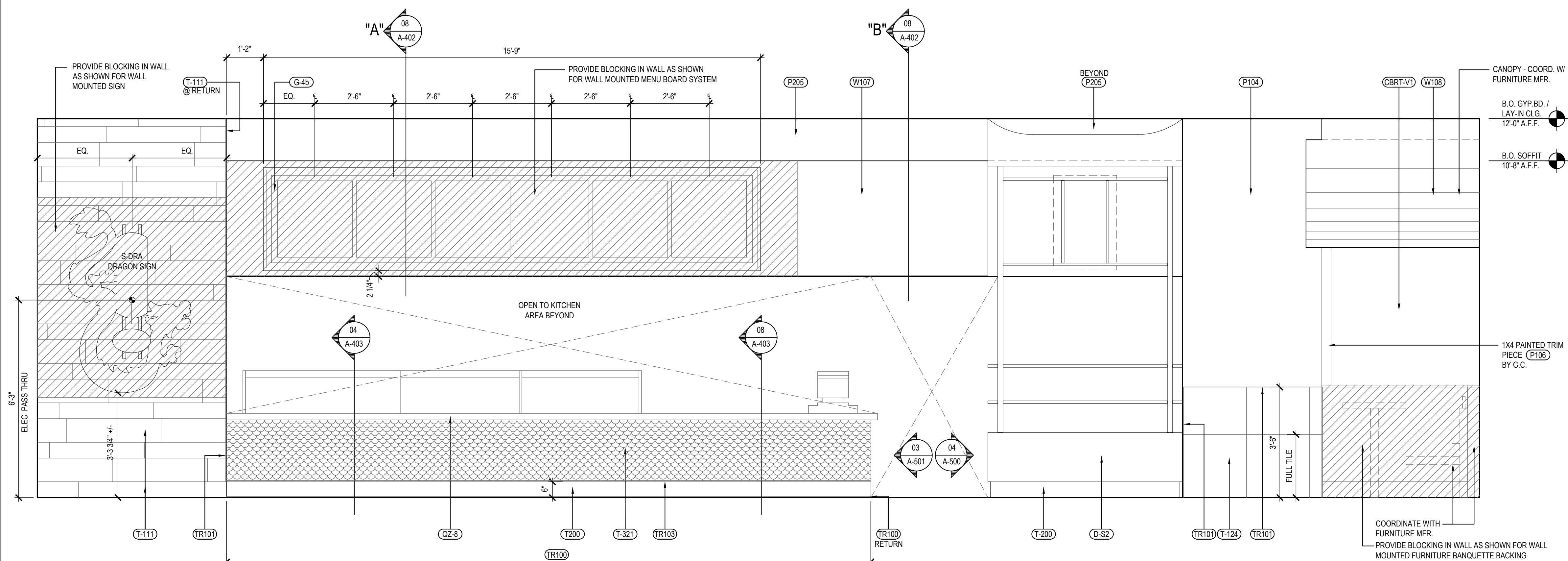
GENERAL DECOR NOTE:
ALL WALL DECORATIONS, PRINT LOCATIONS,
ETC... TO BE VERIFIED WITH PANDA EXPRESS
BY G.C.

G.C. SHALL PROVIDE/INSTALL ANY
CONCEALED BACKING, MISC. HARDWARE NOT
PROVIDED BY OWNER, ETC... AS REQUIRED.

COORDINATE LOCATION OF ALARM DEVICES
WITH ARTWORK (IF REQUIRED).



DINING ROOM ELEVATION	3
Scale= 1/2" = 1'-0"	A-500



DINING ROOM ELEVATION	1
Scale= 1/2" = 1'-0"	A-500




All ideas, designs, arrangement and plans indicated or represented by this drawing are the property of Panda Express Inc. and were created for use on this specific project. None of these ideas, designs, arrangements or plans may be used by or disclosed to any person, firm, or corporation without the written permission of Panda Express Inc.

REVISIONS:

[illegible]

DRAWN BY: AE/SS

PANDA PROJECT #: D23503
PANDA STORE #: -
ARCH PROJECT #: 261-443



10-20-22

PANDA EXPRESS

PANDA HOME 2600
NORTH RIVERSIDE DR & 2ND ST
CLARKSVILLE, TN 37040

A-500

INTERIOR ELEVATIONS

PANDA HOME 2600 R4

ISSUE FOR BID 01-30-2023

ISSUE FOR BID 01-30-2023